

SUPPLEMENT FOR FACILITATORS

EVERYTHING 
MANAGEMENT

ASSESSMENT TO ACTION.

Casey Tyler

Thursday, October 02, 2014

This report is provided by:

DiSC Profile Canada
(a division of ACT One International Corp.)
Phone: 1-855-344-DiSC (3472)
www.discprofilecanada.com | www.aoic.ca

disc  **profile**
CANADA
a division of ACT One International Corp.

WILEY

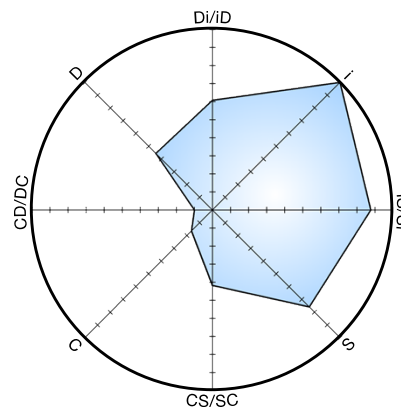


SUPPLEMENTAL DATA FOR CASEY TYLER, i STYLE

Casey's Everything DiSC[®] dot and shading create a simple snapshot of her DiSC[®] style. This supplement provides for more in-depth interpretation.

1) Casey's DiSC[®] Scales

The shape of Casey's "umbrella graph" at right shows her scores on the **eight DiSC scales**. A proprietary algorithm based on these scores is used to calculate her DiSC style and dot location. The closer each point is to the edge of the circle, the higher Casey's score for that scale. For more information about these scales, please see the Everything DiSC Research Report.



2) Unexpected Items for Casey's i DiSC[®] Style

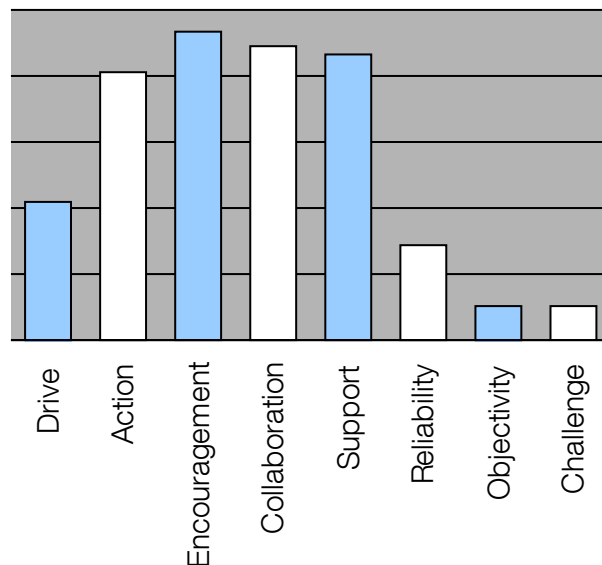
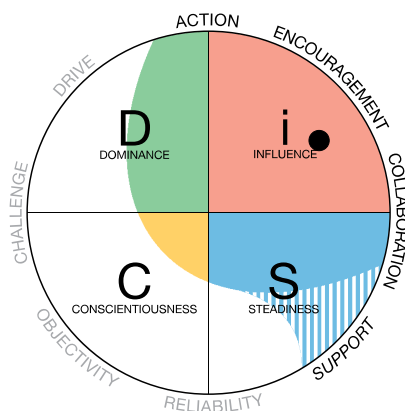
Casey's ratings for the following items are not correlated with her i style. The parentheses show the rating given to each item on a five-point scale.

- Accuracy is a priority for me (4)*
- I don't like to push too hard for my opinions (4)*
- I am modest (4)*
- I prefer to work at a careful, step-by-step pace (4)*
- I don't like telling other people what to do (4)*

- I tend to be questioning (4)*
- I tend to let other people take the lead (4)*
- I can be stubborn (4)*
- I prefer to work behind the scenes (4)*
- I am bold (2)*

3) Casey's Priority Subscales

Scores on the eight priority subscales specific to *Everything DiSC[®] Management* are used to determine whether Casey has one or more extra priorities. The shading on Casey's DiSC map below shows that she has **four priorities**: the three typically associated with her i style (Action, Encouragement, and Collaboration), as well as one extra priority (Support), as indicated by the stripes.



The bar graph above shows Casey's scores on the **eight priority scales**, which were used to identify her extra priority.

Definitions

DiSC[®] Scales: The items in the standard Everything DiSC[®] assessment are each assigned to one of eight DiSC scales: D, Di/iD, i, iS/Si, S, SC/CS, C, and CD/DC. Respondents get a score for each of the eight scales, and these scores are used to determine their DiSC style and dot placement. Our proprietary algorithm weighs the scale scores and assigns the most appropriate DiSC style: D, Di, iD, i, iS, Si, S, SC, CS, C, CD, or DC.

Unexpected Items: These are assessment items that a respondent rated in a way that isn't typically associated with his or her DiSC style. For instance, when a person with a D style highly endorses an "S" assessment item, it is unexpected. Likewise, when the same person gives a low rating to a "D" item, that score is also unexpected. We report these items in the supplemental data to help you understand subtle ways that the respondent's tendencies may differ from behaviors typical of his or her DiSC style.

Priorities: Each DiSC style is correlated with three priorities, as seen around the circle. Respondents will always receive the three priorities associated with their DiSC style—shown in bold—regardless of their subscale scores.

Priority Subscales: While each of the Everything DiSC programs is built on the same basic DiSC assessment, each has additional assessment items unique to that product. These items are used to calculate product-specific priority scales that are used to determine whether the respondent has any extra priorities. It's possible to have a high priority subscale in one product but not another.

Extra Priorities: Each respondent will always be assigned the three priorities associated with his or her DiSC style. However, if a respondent has a high score on one or two other priority subscales, he or she will be assigned those one or two extra priorities. This isn't a good or bad thing—having four or five priorities is no better than having three. These extra priorities, which are indicated on the DiSC map with bold italic type and striped shading, simply help to tell the respondent's DiSC story more accurately.

Frequently Asked Questions

Q: What's the difference between the bar graph and the "umbrella graph" on page 2?

A: The bar graph on page 2 shows priority scores, which are specific to the application of Everything DiSC[®] that you took. The "umbrella graph" is based on the eight DiSC scale scores, which are the same for all applications.

Q: Can I have a priority that is shaded, even though that priority doesn't look very high on the bar graph?

A: Yes, the three priorities closest to your dot are always shaded, regardless of how high the corresponding bars are. Those three priorities are theoretically correlated with your DiSC style.

Q: My extra priority subscale is higher than one or more of the three subscales associated with my DiSC style. Does that affect the placement of my dot?

A: No. Your dot placement is determined solely by your scores on the eight DiSC scales. The priority subscales are only used to determine whether you have an extra priority.

Q: Is it possible to have unexpected items with both high and low scores?

A: Yes. Your unexpected items may include items with high scores that are typically rated lower by people with your style, as well as items with low scores that are typically rated higher by people with your style.